


DIY Weatherization Tips:

Tips to protect your home from the outside elements and cold weather




REPLACE FILTERS

Install a new furnace filter to improve indoor air quality and help your HVAC system work more efficiently and use less energy. Use the change schedule recommended by the filter manufacturer. Have a ductless heat pump? Be sure to clean it regularly per the manufacturer.

DIY Weatherization Tips:

Tips to protect your home from the outside elements and cold weather




WRAP YOUR WATER HEATER

Insulation blankets help keep the water in your tank warm and reduce energy lost during the water-heating process. Uninsulated water heater tanks or those valued at less than R-24 lose heat and are less efficient.

DIY Weatherization Tips:

Tips to protect your home from the outside elements and cold weather



INSTALL A DOOR SWEEP

Add door sweeps to the bottom of exterior doors to provide a tight seal against drafts and keep out the cold and moisture.

DIY Weatherization Tips:

Tips to protect your home from the outside elements and cold weather



FEEL FOR AIR

Use a lit incense stick or smoke pencil to check for air leaks where plumbing, ducting or wiring come through walls or floors. Seal with caulk or spray foam to keep unwanted drafts and moisture out of indoor spaces.

DIY Weatherization Tips:

Tips to protect your home from the outside elements and cold weather




TAKE COVER

Cover interior windows with insulating film as a quick alternative for keeping drafts and moisture at bay. The film can be purchased from hardware stores or online, and installed using common household tools.

DIY Weatherization Tips:

Tips to protect your home from the outside elements and cold weather



SEAL YOUR SWITCHES

Surprisingly, outlets and light switches on outside walls can be a source of unwanted drafts and heat loss. Inexpensive outlet and switch-sealing gaskets can improve weatherization and stop outside air infiltration.